

COVID-19 - Aggiornamento alla Settimana 43 (19/10/2020 - 25/10/2020)

Incremento settimanale						
POSITIVI AL COVID-19				DIMESSI / GUARITI	DECEDUTI	NUOVI Casi
Ricoverati con sintomi	Terapia intensiva	Isolamento domiciliare	Casi attivi			

		a	b	c	d = a+b+c	e	f	
P.A. Trento	Settimana 43	34	4	493	531	408	8	947
MARCHE	Settimana 43	90	10	1.581	1.681	293	8	1.982
P.A. Bolzano	Settimana 43	80	4	1.496	1.580	32	3	1.615
MOLISE	Settimana 43	8	2	185	195	65	2	262
CAMPANIA	Settimana 43	302	35	11.518	11.855	869	70	12.794
TOSCANA	Settimana 43	329	56	6.949	7.334	1.086	68	8.488
FRIULI VENEZIA GIULIA	Settimana 43	56	9	881	946	787	13	1.746
ABRUZZO	Settimana 43	75	5	1.492	1.572	282	20	1.874
BASILICATA	Settimana 43	10	5	318	333	84	5	422
SICILIA	Settimana 43	149	25	3.591	3.765	777	63	4.605
CALABRIA	Settimana 43	45	5	891	941	86	2	1.029
VALLE d'AOSTA	Settimana 43	43	0	610	653	54	7	714
LAZIO	Settimana 43	391	47	7.997	8.435	739	76	9.250
LOMBARDIA	Settimana 43	1.261	121	23.307	24.689	2.748	157	27.594
EMILIA-ROMAGNA	Settimana 43	318	21	5.326	5.665	164	46	5.875
SARDEGNA	Settimana 43	91	5	1.262	1.358	288	17	1.663
LIGURIA	Settimana 43	294	2	1.981	2.277	2.604	55	4.936
PUGLIA	Settimana 43	171	21	2.447	2.639	494	28	3.161
PIEMONTE	Settimana 43	821	39	9.184	10.044	1.440	61	11.545
UMBRIA	Settimana 43	100	15	1.849	1.964	576	13	2.553
VENETO	Settimana 43	207	27	7.313	7.547	866	73	8.486

ITALIA	Settimana 43	4.875	458	90.671	96.004	14.742	795	111.541
--------	--------------	-------	-----	--------	---------------	--------	-----	---------

somma		4.875	458	90.671	96.004	14.742	795	111.541
		VERO	VERO	VERO	VERO	VERO	VERO	VERO

Incremento settimanale						
POSITIVI AL COVID-19				DIMESSI / GUARITI	DECEDUTI	NUOVI Casi
Ricoverati con sintomi	Terapia intensiva	Isolamento domiciliare	Casi attivi			

% Casi attivi / Max	% sospetto diagnostico / Casi testati	% screening / Casi testati	% casi positivi / Casi testati	% Casi Totali / Popolaz.	% Decessi / Popolaz.	% Totale attualmente positivi / Popolaz.
---------------------	---------------------------------------	----------------------------	--------------------------------	--------------------------	----------------------	--

*	36,69%	13,44%	**	16,09%	29,54%	1,45%	0,079%	0,248%
	0,32%	17,96%		0,00%	17,96%	0,74%	0,065%	0,242%
	0,00%	20,48%		0,00%	20,48%	1,25%	0,057%	0,618%
	0,00%	5,81%		0,09%	5,90%	0,39%	0,009%	0,177%
	0,00%	18,65%		0,39%	19,03%	0,66%	0,010%	0,492%
	0,00%	12,70%		2,94%	15,64%	0,84%	0,034%	0,463%
	0,00%	14,55%		2,99%	17,54%	0,67%	0,031%	0,249%
	0,00%	9,68%		4,87%	14,55%	0,61%	0,039%	0,309%
	0,00%	0,45%		4,97%	5,42%	0,30%	0,008%	0,178%
	0,00%	10,04%		5,27%	15,31%	0,33%	0,008%	0,209%
	0,00%	0,02%		5,39%	5,40%	0,19%	0,005%	0,102%
	0,00%	44,77%		5,65%	50,42%	1,99%	0,121%	0,931%
	0,00%	1,93%		6,07%	8,01%	0,58%	0,019%	0,387%
	0,00%	14,58%		6,19%	20,77%	1,53%	0,171%	0,477%
	0,00%	6,47%		6,70%	13,17%	1,05%	0,102%	0,333%
	0,00%	2,75%		6,76%	9,51%	0,47%	0,012%	0,288%
	0,00%	23,98%		7,88%	31,86%	1,47%	0,108%	0,386%
	0,00%	3,91%		8,05%	11,96%	0,36%	0,016%	0,194%
	0,00%	4,25%		14,52%	18,77%	1,26%	0,097%	0,453%
	0,00%	4,05%		16,10%	20,14%	0,82%	0,012%	0,494%
	0,00%	3,29%		20,87%	24,16%	0,90%	0,047%	0,346%

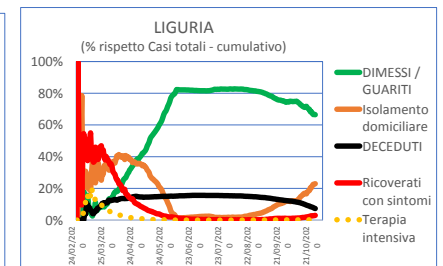
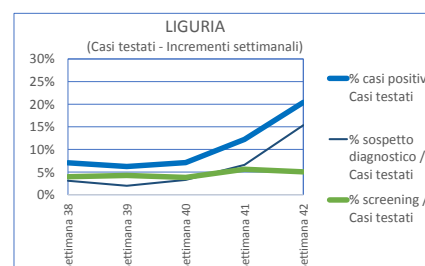
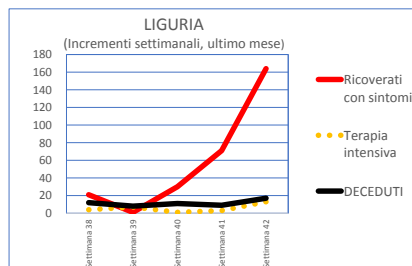
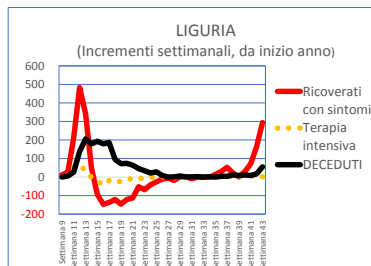
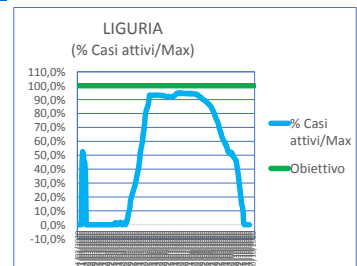
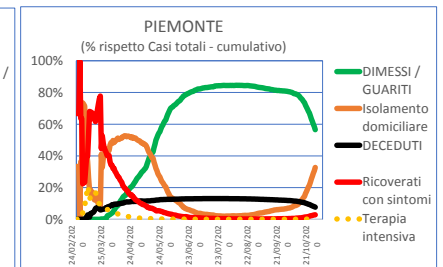
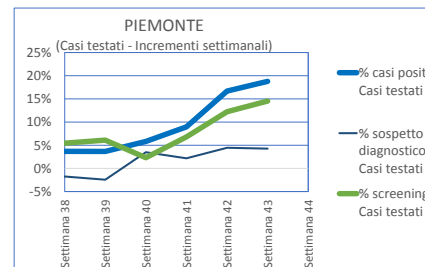
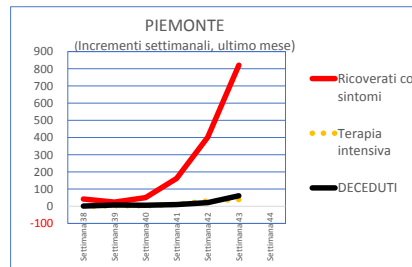
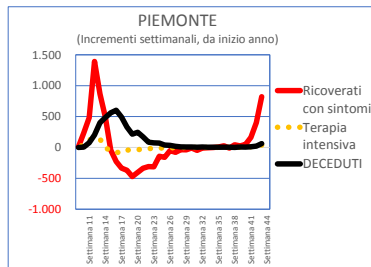
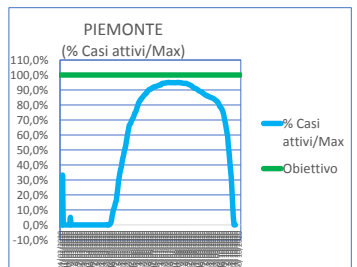
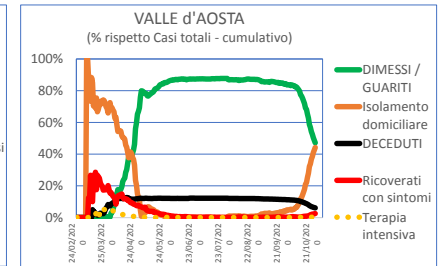
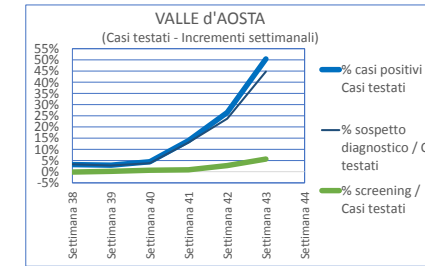
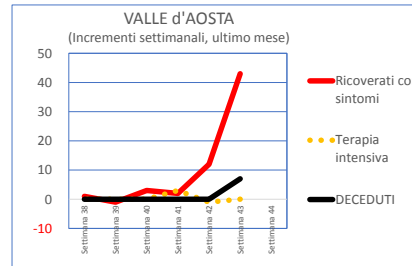
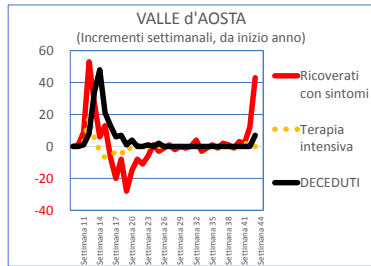
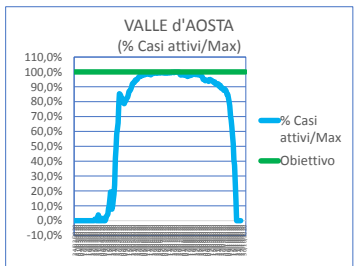
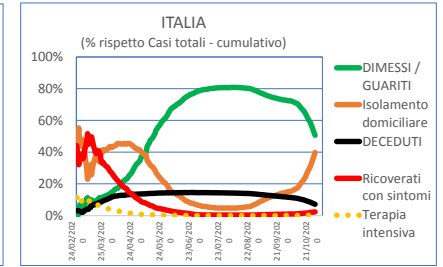
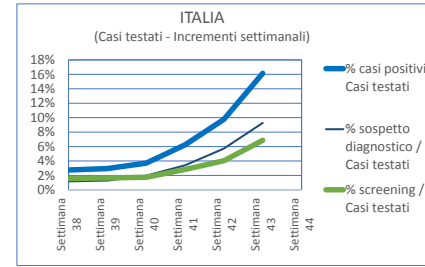
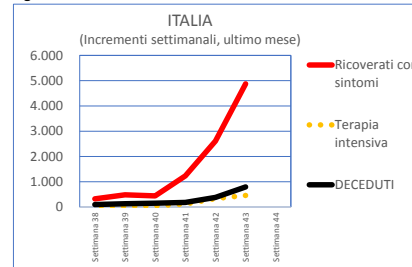
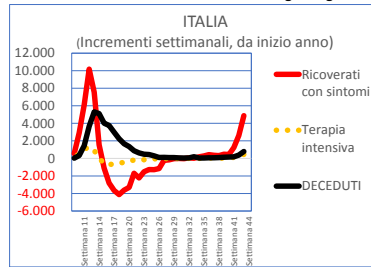
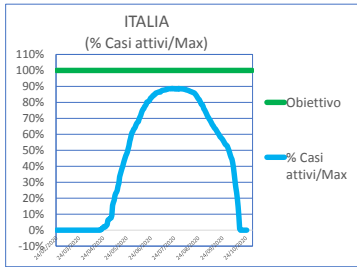
	0,0%	9,28%		6,87%	16,14%	0,87%	0,062%	0,367%
--	------	-------	--	-------	--------	-------	--------	--------

% Casi attivi / Max	% sospetto diagnostico / Casi testati	% screening / Casi testati	% casi positivi / Casi testati	% Casi Totali / Popolaz.	% Decessi / Popolaz.	% Totale attualmente positivi / Popolaz.
---------------------	---------------------------------------	----------------------------	--------------------------------	--------------------------	----------------------	--

pagina vuota

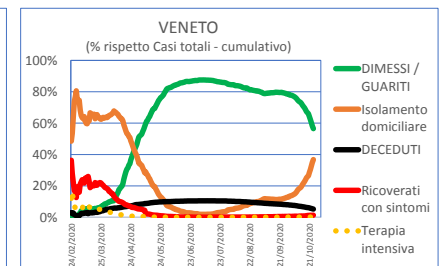
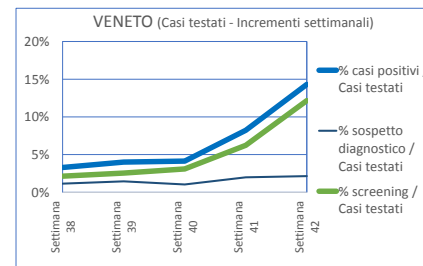
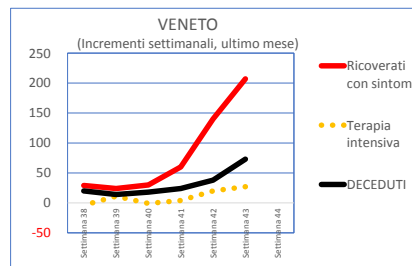
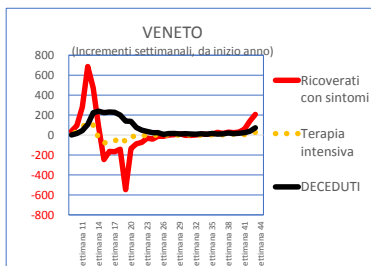
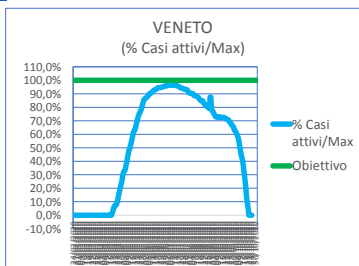
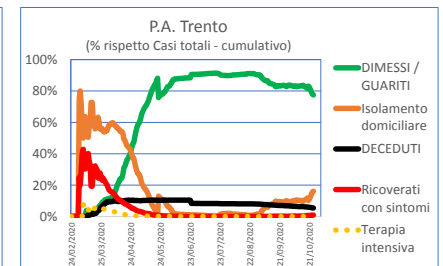
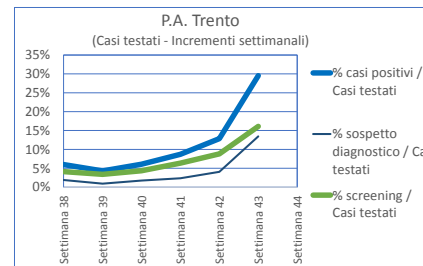
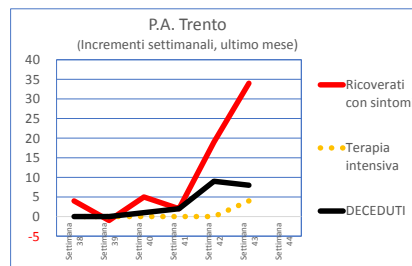
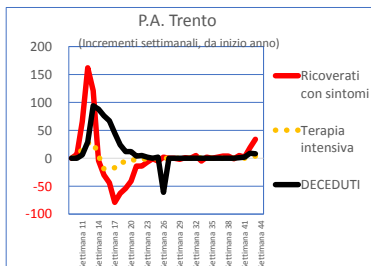
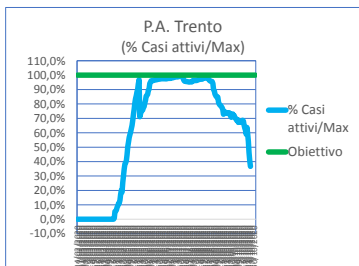
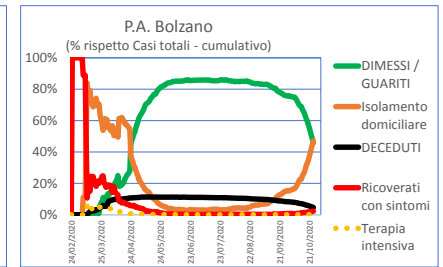
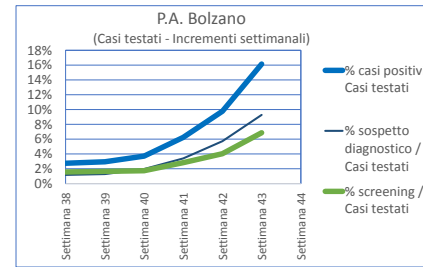
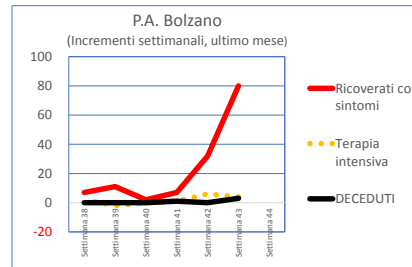
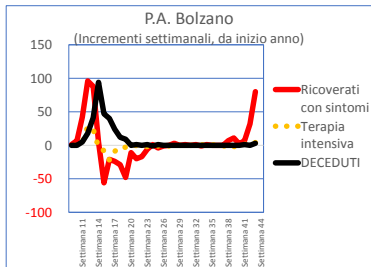
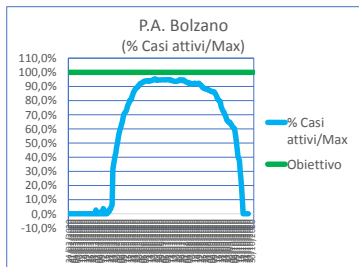
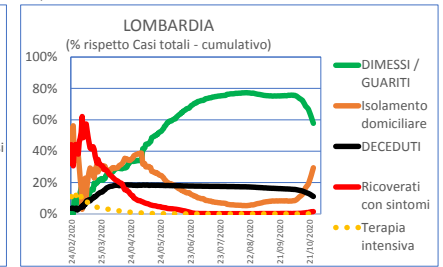
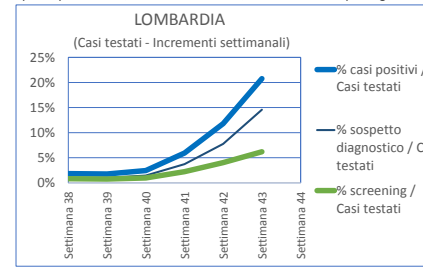
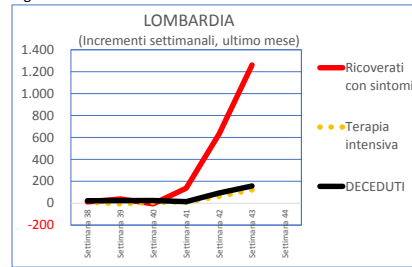
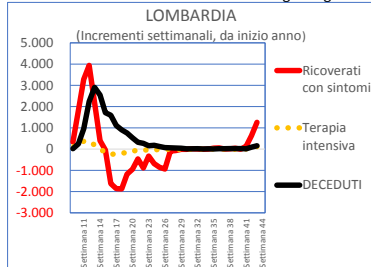
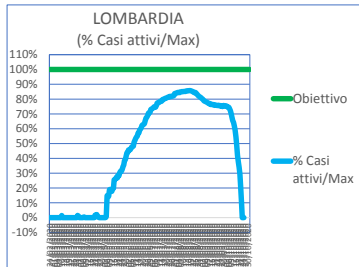
Attenzione: le SCALE VERTICALI di ogni Regione non sono uguali !!

Incrementi/decrementi settimanali: per la più recente, se non è terminata, è una STIMA sui primi giorni disponibili)



Attenzione: le SCALE VERTICALI di ogni Regione non sono uguali !!

Incrementi/decrementi settimanali: per la più recente, se non è terminata, è una STIMA sui primi giorni disponibili



su

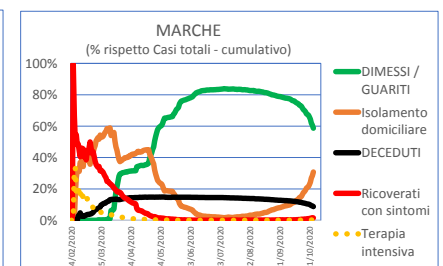
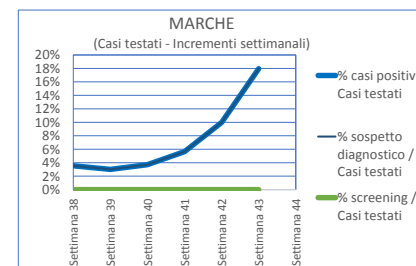
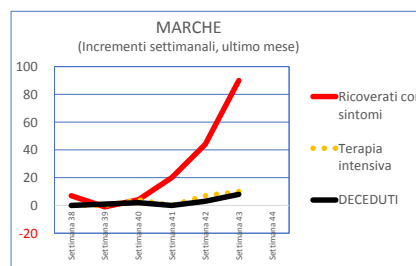
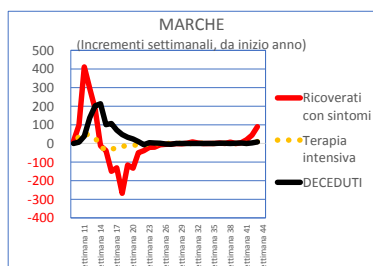
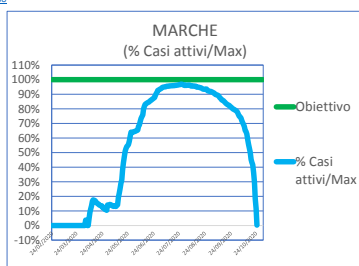
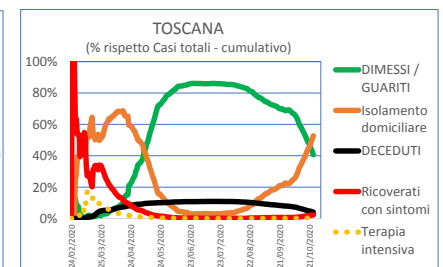
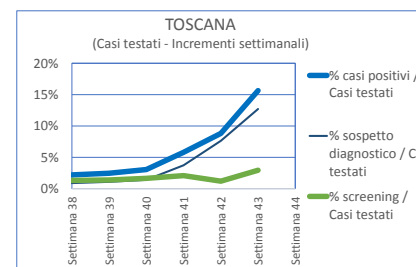
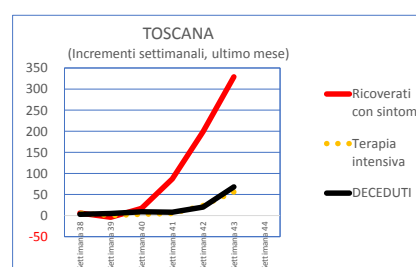
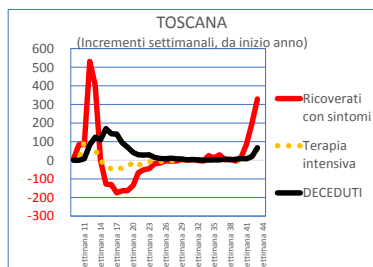
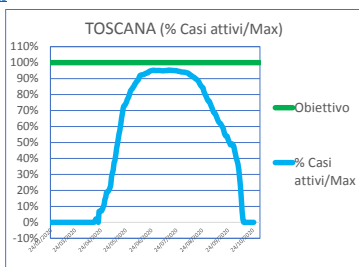
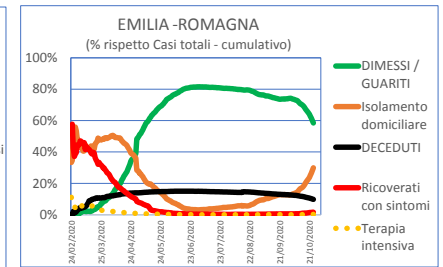
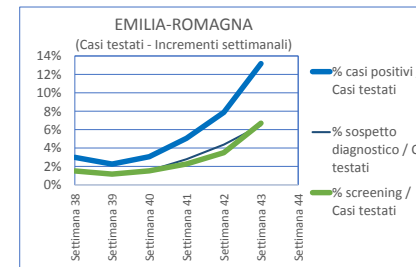
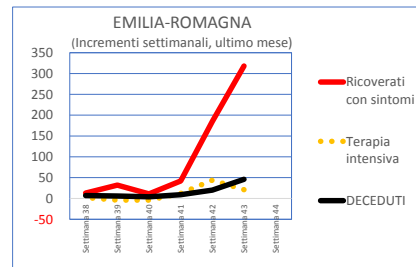
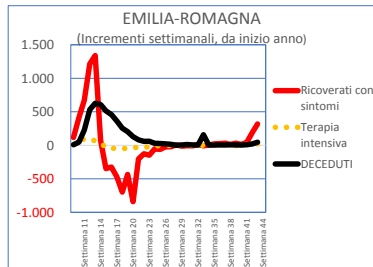
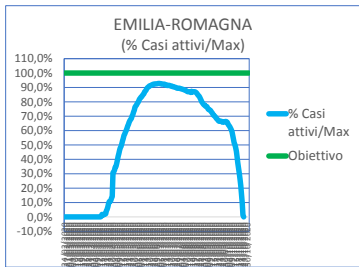
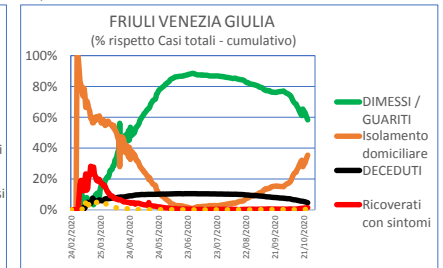
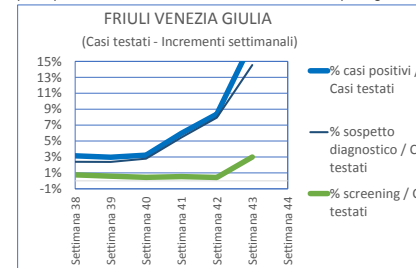
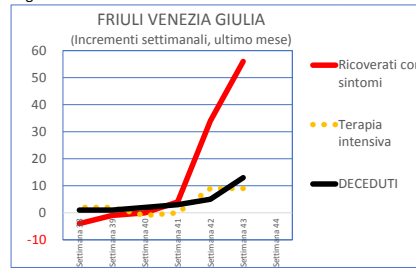
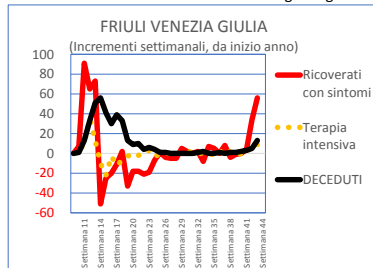
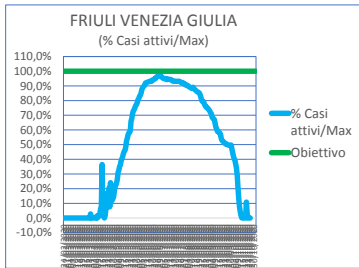
su

su

su

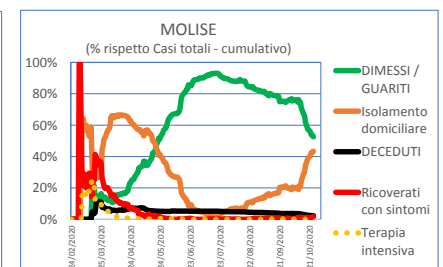
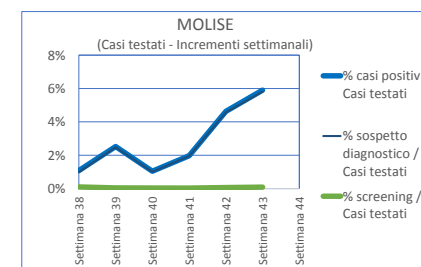
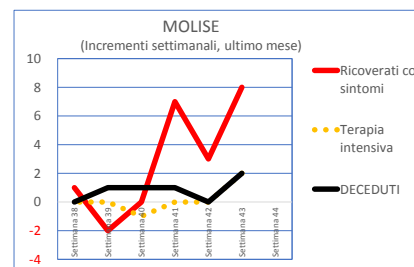
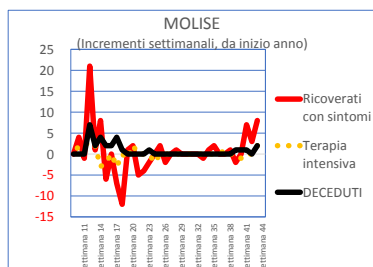
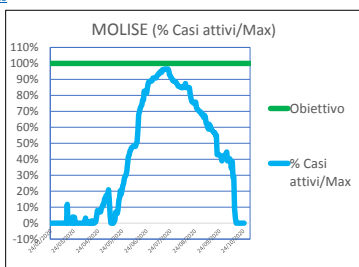
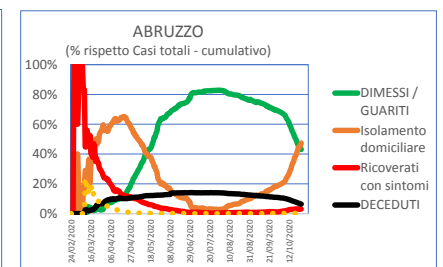
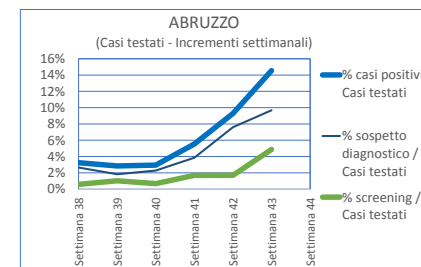
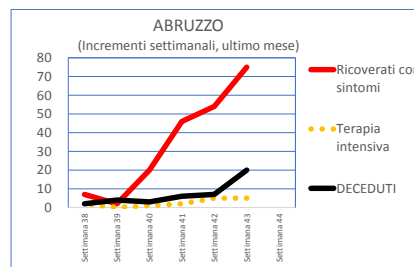
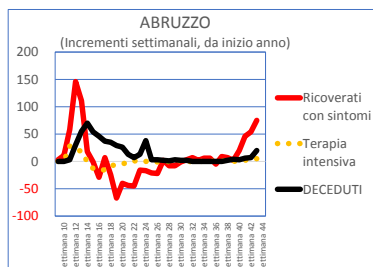
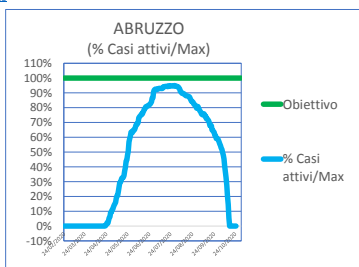
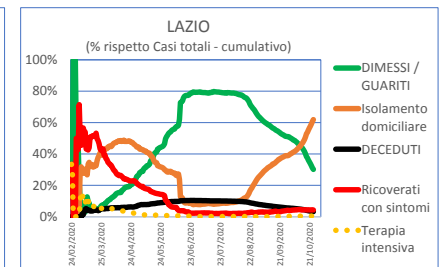
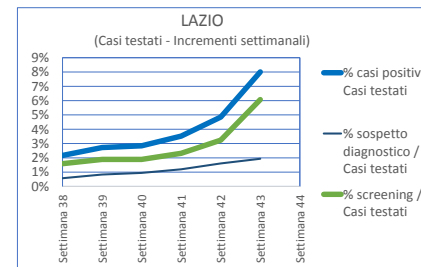
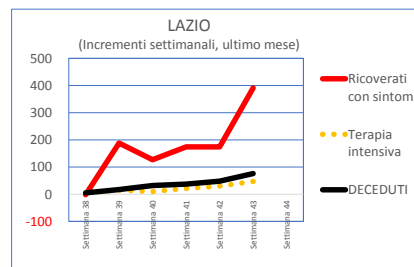
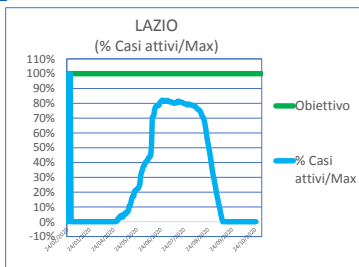
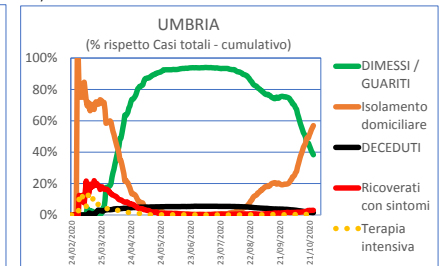
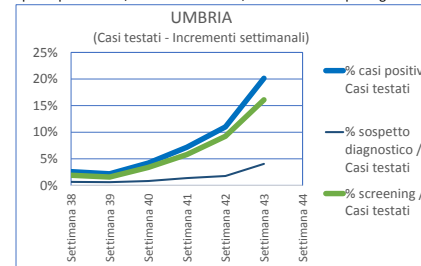
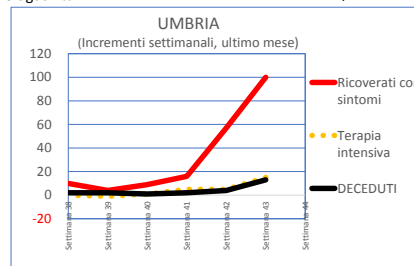
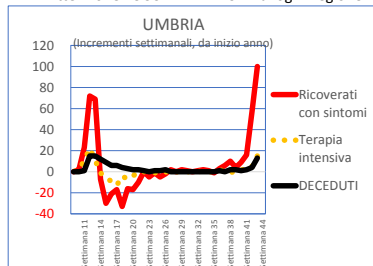
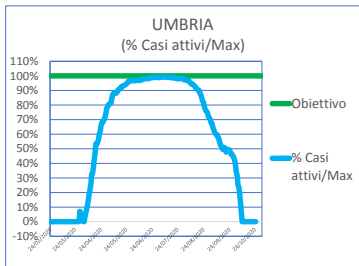
Attenzione: le SCALE VERTICALI di ogni Regione non sono uguali !!

Incrementi/decrementi settimanali: per la più recente, se non è terminata, è una STIMA sui primi giorni disponibili)



Attenzione: le SCALE VERTICALI di ogni Regione non sono uguali !!

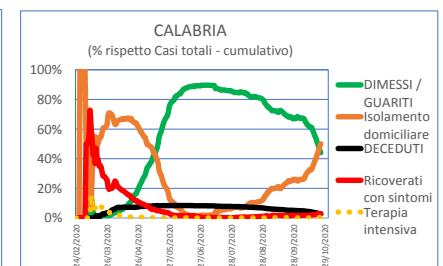
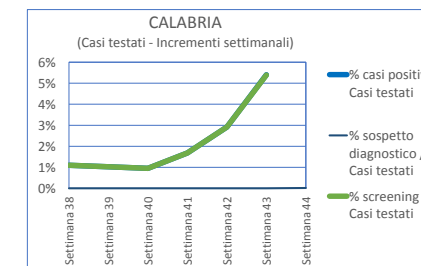
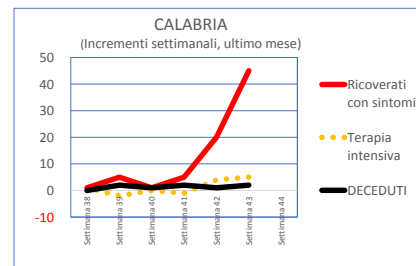
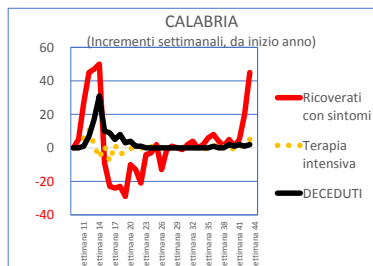
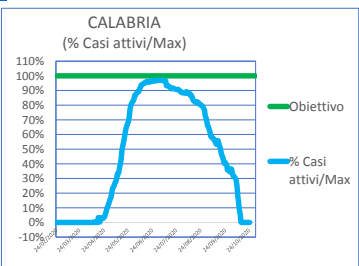
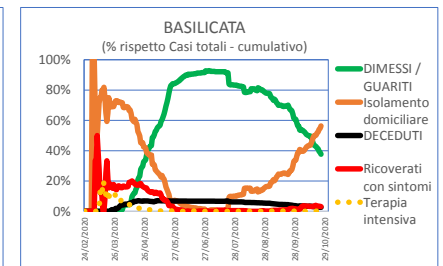
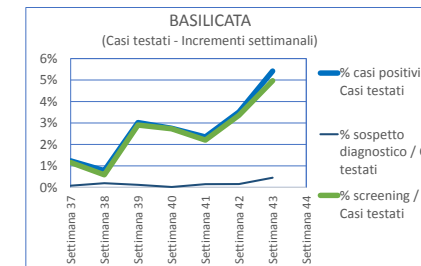
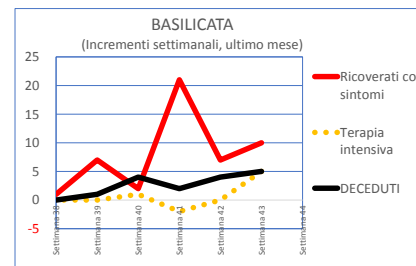
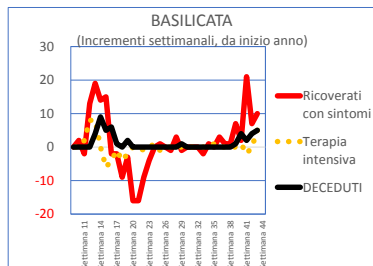
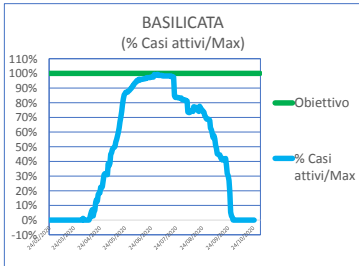
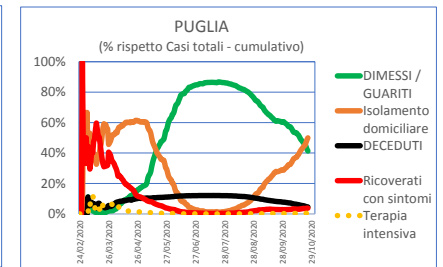
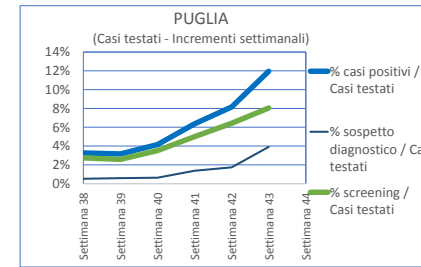
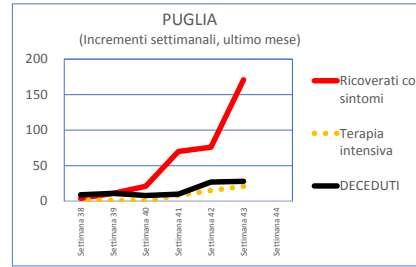
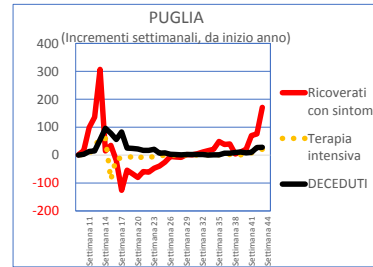
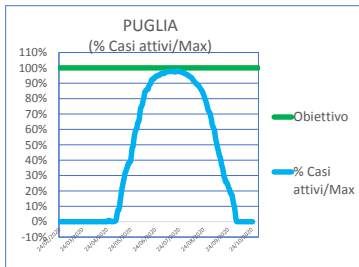
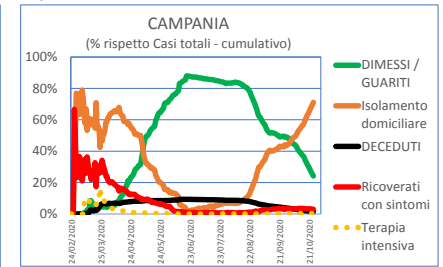
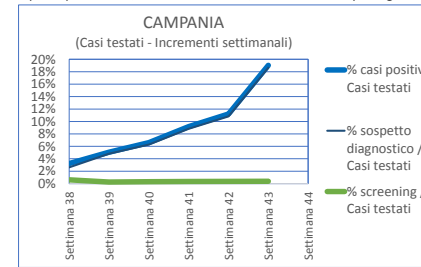
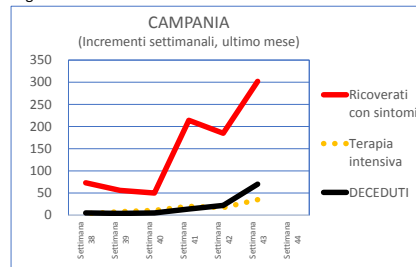
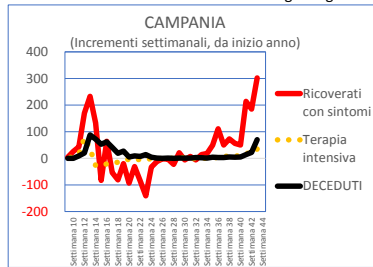
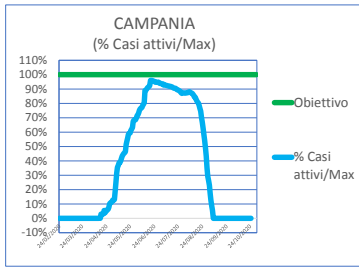
Incrementi/decrementi settimanali: per la più recente, se non è terminata, è una STIMA sui primi giorni disponibili)



COVID-19 - Aggiornamento alla Settimana 43 (19/10/2020 - 25/10/2020)

Attenzione: le SCALE VERTICALI di ogni Regione non sono uguali !!

Incrementi/decrementi settimanali: per la più recente, se non è terminata, è una STIMA sui primi giorni disponibili)



COVID-19 - Aggiornamento alla Settimana 43 (19/10/2020 - 25/10/2020)

Attenzione: le SCALE VERTICALI di ogni Regione non sono uguali !!

Incrementi/decrementi settimanali: per la più recente, se non è terminata, è una STIMA sui primi giorni disponibili)

